

National Park Research Paper



Sycamore Middle School

7th Grade ELA

Mrs. Quist, Mr. Perez, Mrs. Yost

What Will I Learn?

In this unit you will learn:

- About the National Parks
- How to take notes from books, website, and articles.
- What is a credible source and what is not.
- How to write an outline
- How to draft, edit, and revise a research paper.



What Else Will I Learn?

In this unit, You will learn:

- *Critical thinking*
- *Collaboration*
- *Creativity*
- *Communication Skills*
- *Content knowledge*



A wide-angle photograph of a desert landscape. In the foreground, there are low-lying green and brown shrubs on reddish-brown soil. The middle ground features several prominent, layered rock formations, including a large, flat-topped mesa on the left and several smaller, spire-like rock stacks. The background shows a vast, flat desert plain extending to the horizon. The sky is filled with dramatic, dark clouds, with a bright glow of light from the setting or rising sun, creating a golden hue on the horizon and highlighting the textures of the rock formations.

**This Project
is Two Parts**

Essay & Presentation

#	Essay Assignment	Assigned	Due Date
1.	Choose a National Park		
2.	Complete Information Gathering Sheets		
3.	Fill Out 3 Source Cards		
4.	Essay Outline		
5.	Essay Rough Draft		
6.	Works Cited Page		
7.	Peer Review Essay		
8.	Rewrite/Edit Essay		
9.	Begin Creating Project		
10.	Present Project		

PART I: Essays

This will be guided

Research: Brainstorming

Acadia

National Parks

What groups of people have lived here?

Why is it a National Park?

Fast Facts


Year Founded.

Size.

of Visitors per Year.

Where is the park located?
(Color the state on the map)

Major Events in the Park's History.



Acadia

Things To Do.

Interesting Animals.

- 1.
- 2.
- 3.
- 4.
- 5.

What plants and trees live in the park?

Danger! What should people look out for?

Draw Important Physical Features to the Park.
(mountain, rivers, glaciers, landforms, etc.)

Fun Fact(s)

source NOTES

Website Example

Source: National Parks Service Website

URL: <https://www.nps.gov/yose/learn/history.htm>

Topic: History

Notes: (continued on back)

- “In 1864 the land in Yosemite Valley and the Mariposa Grove were officially protected”
- California controls the land
- The land is protected
- “Many presidents have visited Yosemite National Park”

RESEARCH PAPER OUTLINE

When you are drafting a research paper it is important to write an outline before writing your rough draft. The outline allows you to organize your notecards and thoughts before writing your paragraphs.

First, organize your notecards into common topics-- this should be simple if you labeled your notecards already. Each group of notecards will form a paragraph, including a topic sentence and supporting sentences.

For your outline you will include the topic and three brief sentences/phrases to support your topic. Make sure you don't put down too much information- this is only an outline. More information can (and should) be added to your rough draft.

Use the example below to guide you in you outline.

I. History of Yosemite

A. Land set aside- 1864

B. John Muir Visits

C. Established as park- 1890

OUTLINE

I.

A.

B.

C.

D.

II.

A.

B.

C.

D.

III.

A.

B.

ROUGH DRAFT

Opening Paragraph:

Paragraph from Roman Numeral I:


RESEARCH PAPER RUBRIC

Name _____ Park _____

	0	3	5
RESEARCH CHART	The research chart is not filled out	The research chart is only partially complete	All parts of the research chart are complete
OUTLINE	The outline is not complete	The outline is partially complete and is made up of short phrases and complete sentences	The outline is complete and contains short phrases
NOTECARDS	The notecards are not complete	At least half the notecards are complete. Some contain complete sentences	All notecards are complete and include complete sentences
RESEARCH	Many facts are incorrect and the information is not based on facts	Some research is evident, but not all facts are accurate	Thoroughly researched and facts are accurate
ORGANIZATION	Did not use paragraphs or transitions	Some paragraphs and transitions are present, but not consistently	Paragraphs are well organized; good transitions connect ideas
PARAGRAPHS	Did not use topic sentences or support details	Some paragraphs include topic sentences and supporting details	Each paragraph includes a topic sentence and supporting details
OPENING AND CLOSING	Did not include an opening and closing paragraph	Included an opening and closing paragraph.	An interesting introduction and conclusion present the main idea
SPELLING	Many spelling errors are present which makes it difficult to read the paper	There are several spelling errors	There are very few to no spelling errors
PUNCTUATION	Little to no punctuation is used	There are several punctuation errors	Correct punctuation is used
RESOURCE LIST	Did not include a resource list	Resource list is present, but includes several errors	Resource list is complete and accurate

COMMENTS:

Peer Editing



FINAL DRAFT!!!

A large, red, multi-pointed starburst graphic with a white outline, containing the text 'Due After' in white.

Due After

- **Research**
- **Information Papers**
- **Source Cards**
- **Outlines**
- **Rough Draft**
- **Works Cited**
- **Peer Editing**
- **Additional Time**

PART II: Presentations

This is pretty open ended

Make Something to Present

Something--not Google Slides

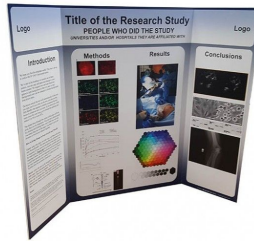
- Brochures
- Tourist Guidebook
- Lego Forest
- Clay animals
- Paper Mache
- Diorama Boxes



Make Something to Present

Something--not Google Slides

- Newspaper Article with Pictures
- Tri Fold Poster Board
- Play doh Sculpture
- Replica of a Visitor Center
- Topographical Map using homemade clay



Make Something to Present

Something--not Google Slides

- Water feature similar to park
- Volcano
- Zoetrope
- Animated Flipbook
- Scrapbook of a park



It's Time To Get Started!

Pick Your Park! Start Researching!



Possible Parks

U.S. NATIONAL PARKS MAP



NATIONAL PARKS CHECKLIST

- | | | |
|--|--|---|
| <input type="checkbox"/> 1 ADIRONDACK (NY) | <input type="checkbox"/> 22 GLACIER (MT) | <input type="checkbox"/> 42 MAMMOTH CAVE (KY) |
| <input type="checkbox"/> 2 AMERICAN SAMOA | <input type="checkbox"/> 23 GLACIER BAY (AK) | <input type="checkbox"/> 43 MESA VERDE (CO) |
| <input type="checkbox"/> 3 ARCHES (UT) | <input type="checkbox"/> 24 GRAND CANYON (AZ) | <input type="checkbox"/> 44 MOUNT RAINIER (WA) |
| <input type="checkbox"/> 4 BADLANDS (SD) | <input type="checkbox"/> 25 GRAND TETON (WY) | <input type="checkbox"/> 45 NORTH CASCADES (WA) |
| <input type="checkbox"/> 5 BIG BEND (TX) | <input type="checkbox"/> 26 GREAT BASIN (NV) | <input type="checkbox"/> 46 OLYMPIC (WA) |
| <input type="checkbox"/> 6 BISCAYNE (FL) | <input type="checkbox"/> 27 GREAT SAND DUNES (CO) | <input type="checkbox"/> 47 PETRIIFIED FOREST (AZ) |
| <input type="checkbox"/> 7 BLACK CANYON (CO) | <input type="checkbox"/> 28 GREAT SMOKY MOUNTAINS (TN) | <input type="checkbox"/> 48 PINNACLES (CA) |
| <input type="checkbox"/> 8 BRIDGE CANYON (UT) | <input type="checkbox"/> 29 GUADALUPE MOUNTAINS (TX) | <input type="checkbox"/> 49 REDWOOD (CA) |
| <input type="checkbox"/> 9 CANYONLANDS (UT) | <input type="checkbox"/> 30 HALEAKALA (HI) | <input type="checkbox"/> 50 ROCKY MOUNTAIN (CO) |
| <input type="checkbox"/> 10 CAPITAL REEF (UT) | <input type="checkbox"/> 31 HAWAII VOLCANOES (HI) | <input type="checkbox"/> 51 SAGUARO (AZ) |
| <input type="checkbox"/> 11 CARLSBAD CAVERNS (NM) | <input type="checkbox"/> 32 HOT SPRINGS (AR) | <input type="checkbox"/> 52 SEQUOIA (CA) |
| <input type="checkbox"/> 12 CHANNEL ISLANDS (CA) | <input type="checkbox"/> 33 INDIANA DUNES (IN) | <input type="checkbox"/> 53 SHENANDOAH (VA) |
| <input type="checkbox"/> 13 CONGAREE (SC) | <input type="checkbox"/> 34 ISLE ROYALE (MI) | <input type="checkbox"/> 54 THEODORE ROOSEVELT (ND) |
| <input type="checkbox"/> 14 CRATER LAKE (OR) | <input type="checkbox"/> 35 JOSHUA TREE (CA) | <input type="checkbox"/> 55 VIRGIN ISLANDS |
| <input type="checkbox"/> 15 CUYAHOGA (OH) | <input type="checkbox"/> 36 KATIMA (AK) | <input type="checkbox"/> 56 VOYAGEURS (MN) |
| <input type="checkbox"/> 16 DEATH VALLEY (CA) | <input type="checkbox"/> 37 KENAI FJORDS (AK) | <input type="checkbox"/> 57 WHITE SANDS (NM) |
| <input type="checkbox"/> 17 DENALI (AK) | <input type="checkbox"/> 38 KINGS CANYON (CA) | <input type="checkbox"/> 58 WIND CAVE (SD) |
| <input type="checkbox"/> 18 DRY TORTUGAS (FL) | <input type="checkbox"/> 39 KOBUK VALLEY (AK) | <input type="checkbox"/> 59 WRANGELL - ST. ELIAS (AK) |
| <input type="checkbox"/> 19 EVERGLADES (FL) | <input type="checkbox"/> 40 LAKE CLARK (AK) | <input type="checkbox"/> 60 YELLOWSTONE (WY) |
| <input type="checkbox"/> 20 GATES OF THE ARCTIC (AK) | <input type="checkbox"/> 41 LASSEN VOLCANIC (CA) | <input type="checkbox"/> 61 YOSEMITE (CA) |
| <input type="checkbox"/> 21 GATEWAY ARCH (MO) | | <input type="checkbox"/> 62 ZION (UT) |

Possible Parks & Research Templates



Acadia



What groups of people have lived here?

Why is it a National Park?

Fast Facts.

Year Founded.

Size.

of Visitors per Year.

Where is the park located?

(Color the state on the map)



Major Events in the Park's History.

Acadia

Things To Do.

Interesting Animals.

- 1.
- 2.
- 3.
- 4.
- 5.

What plants and trees live in the park?

Danger! What should people look out for?

Draw Important Physical Features in the Park.
(mountains, rivers, gorges, landforms, etc.)

Fun Facts!!

- National Park Service Find a Park
- National Park Service Kids
- National Geographic National Parks
- National Geographic Kids National Parks
- Kiddle National Parks
- Kids Britannica
- Mr. Nussbaum National Parks
- Soft-Schools National Park Facts
- Kids Discover National Parks
- PBS National Parks
- More Than Just Parks